

FIRE SAFETY ON BOATS



**FIRE
KILLS**

**YOU CAN
PREVENT IT**


In partnership with



Did you know?

- **Fires on boats have killed 30 boaters in the last 20 years.**

Most fires are preventable. This leaflet provides tips and advice on how to protect your boat and crew from fire, and what to do should a fire break out.



Alarms save lives

Fire can spread quickly on a boat, even on water. Alarms can help keep your crew safe.

Smoke alarms

- Optical sensor alarms with hush buttons and 'sealed for life' batteries are best for boats. Visit www.boatsafetyscheme.org/fire for advice and guidance.
- Fit alarms in places you will hear them clearly if they go off.
- Consider installing linked alarms that will go off at the same time.
- Test the alarm when you board and regularly when aboard. Never disconnect it or remove working batteries.

Gas leak indicators

- Fit a bubble type gas leak indicator in the LPG cylinder locker.
- Push the gas leak indicator test button routinely to check for leaks in the gas system.

Carbon monoxide (CO) alarms

- Fit a CO alarm to alert you of any poisonous carbon monoxide.
- Check your CO alarm is suitable for marine use and meets the EN50291-2 standard.
- Look out for any one of the approval symbols below when buying smoke and CO alarms.

Top tip




Fit alarms to stay safe



Safe cooking and heating

Turn cooking appliances off properly after use.

- Never leave cooking unattended. Turn things off until you come back.
- Take extra care when cooking with oil – it sets alight easily.
- Avoid cooking when tired. Remember, prescription drugs and alcohol can cause drowsiness.
- Keep the cooking area clean for safety – a build-up of grease could catch light.
- Spark devices are safer than matches or lighters to light gas cookers, because they don't have a naked flame.
- Only use portable appliances onshore and don't change gas canisters inside the cabin or covered areas.
- Barbecues shouldn't be used on boats – hot charcoal gives off dangerous amounts of CO and blown embers could set your boat alight.
- Keep cabin ventilation clear to prevent a build-up of toxic CO.
- Try to keep fabrics away from cooking hobs to prevent them from catching fire.
- Damaged stoves and flues could burn too hot; check adjacent areas for heat damage. Have your chimney swept regularly.
- Only use the fuel recommended by the heater manufacturer. Other types may burn too hot.
- Dispose of embers carefully. If they're still warm they could cause a fire or build-up of CO.
- Ensure all hobs burners have a flame supervision device to shut-off the gas if the flame is blown out.



Turn appliances off properly after use

Protecting the inside of your boat

Cigarettes

Dispose of cigarettes carefully. Put them out, right out.

- Keep cigarettes or pipes away from anything that could catch fire, such as curtains.
- Never smoke when refuelling or changing a gas cylinder.
- Use a proper ashtray that will stay stable on the boat.
- Take extra care if you smoke when you're tired and never smoke in bed.
- Empty ashtrays regularly. A build-up of ash could catch fire.

Furnishings

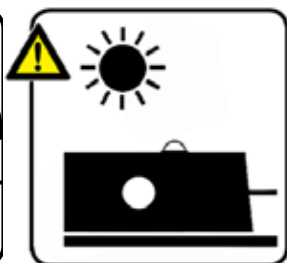
- Try to choose furniture that carries the fire-resistant label.
- Keep fabrics and paper away from anything hot like hobs, flues and light bulbs.
- Watch out for domed-decklights focussing light rays and causing heat damage or fires in strong sunlight.

Candles

- Take extra care with lit candles. Don't leave them unattended.
- Only use secure holders, as a rocking boat or sudden jolt could tip candles over.



Put cigarettes out properly



Fuel and power safety

Make sure you check and maintain your boat's fuel, gas and electrical systems on a regular basis.


Engine maintenance

- Don't let oil or debris build-up in the bilges.
- Inspect surfaces and items adjacent to exhausts for signs of heat damage or charring.
- Check exhaust systems of inboard engines for leaks.
- Check for loose fuel joints, damaged fuel tanks or deteriorating hoses.

Fuel safety

- Take care when refuelling. Put out naked flames first. Turn off the engine and cooking before handling any fuel.
- Prevent petrol vapour from entering the boat by closing the doors, windows or hatches and closing the awning.
- Refuel outboard engines and generators well away from the boat.
- Leaks, spills and vapour can ignite easily. Clean them up straight away and make sure filler caps are secure after refuelling.
- Only carry spare petrol if necessary and store it in a self-draining locker or on open deck.
- Generators should be stored outside the cabin space when not in use.

Top tip



Maintain your boat's engine and fuel systems regularly



Have appliances properly installed and serviced routinely by competent fitters.

Gas safety

- Never restrict airflow by blocking vents or air gaps.
- Make sure gas cylinders are secure after they've been changed. Test for leaks with detection fluid.
- Whenever possible, turn gas valves off before you go to bed or leave the boat.
- Replace gas hoses showing signs of cracking, bitterness or discolouration.
- Store gas cylinders outside, in a self-draining and fire resistant locker. Keep them upright and secured from moving.

Electrics

- Check for the British or European safety mark when buying electrical goods.
- Don't overload adaptors. Keep to one plug per socket. Use the right fuse or circuit breaker to avoid overheating.
- Unplug appliances when they're not in use or when you leave the boat.
- Damaged wires can overheat rapidly, so look out for scorch marks or burning smells.
- Take extra care when reinstalling the boat's batteries. Check straps or restraints are secure afterwards.





Plan a safe escape

Make an emergency plan with everyone on board before you set out.

- Make sure people know how to close emergency valves and switches in case of fire.
 - You are more at risk from a fire when asleep, so check your boat before you go to bed. Make sure cooking and heating appliances are off and candles and cigarettes are fully extinguished.
 - Keep a torch easily available to help you escape at night. Make sure you have spares and test them regularly.
 - Don't go to sea without a VHF radio. Have a charged-up, handheld, waterproof one ready for use at any time.
 - Don't rely on a mobile phone. There could be no signal and it may not be waterproof.
- Have enough life jackets for everyone on board, and keep them in good condition.
 - Keep exits clear and keys to hand. Don't lock or bolt doors and hatches from the outside.
 - Track your location so you can tell the emergency services where you are if needed.
 - Consider having a 'grab-bag' for removing vital possessions in an emergency.

**MAKE A
MAYDAY
CALL** 
**AND CHECK FOR
LANDMARKS**



What to do if there's a fire

If in doubt, don't fight a fire yourself. Get out, stay out and call 999

- Do not enter a smoke filled space.
- If you are already in a smoke filled space keep low down where the air is clearer.
- If you need to break glass to escape use a blanket to prevent injury.
- Starve the fire of air. Don't open engine hatches or doors unless you have to.

Inland fires

- If you are inland or moored near to land move everybody off the boat and call 999 immediately.

Fires at sea

- If you are off-shore move as far away from the fire as you can on deck. Get everybody into life jackets.
- Take a handheld VHF radio onto deck with you to call for help.
- Notify the Coastguard by radio, make a Mayday call and/or display a distress signal.



Get out, stay out and call 999




Fire blankets and extinguishers

To extinguish a small fire, or to help you escape safely, consider using an extinguisher.

- Familiarise yourself with how to use any extinguishers on board.
- Only consider tackling a fire with an extinguisher if you are confident how to use it. If in doubt, evacuate the boat.
- Keep fire blankets and extinguishers within easy reach, close to exits and risk points, such as the galley and engine area.
- Check extinguishers on a regular basis for serious dents, leaks and loss of pressure.
- Check the pin and firing mechanism for any signs of problems or weaknesses.
- Check the dates on extinguishers and fire blankets and service or replace them as recommended by the instructions.
- Only choose extinguishers that carry recognised approval marks such as those shown below.



Always read instructions



Further information

- For more information on boat fire safety and routine safety checks visit www.boatsafetyscheme.org/fire
- For more information on carbon monoxide and CO alarms visit www.boatsafetyscheme.org/co
- For information on sea regulations and emergencies at sea visit the Maritime and Coastguard Agency at www.gov.uk/mca
- For more information on electrical safety visit www.boatsafetyscheme.org/stay-safe/electrical-safety
- For advice, checks of emergency equipment and emergency rescue information contact Royal National Lifeboat Institute at www.rnli.org.uk
- For information about past incidents with lessons learnt, and for reporting accidents see Marine Accident Investigation Branch at www.gov.uk/maib


Boating advice

- For boat builders and service engineers contact the British Marine Federation www.britishmarine.co.uk
- For advice on navigation, boat handling and emergency training contact the Royal Yachting Association www.rya.org.uk

General fire safety

- Contact your local fire and rescue service for free advice.
- For more information on fire safety visit www.facebook.com/firekills






SMOKE ALARMS
SAVE
LIVES

For more information on
general fire safety visit
www.facebook.com/firekills

FS07 ©Crown Copyright 2015.
Published by Communities and
Local Government, April 2015.
Printed on paper comprising no less
than 75% post-consumer waste.
Version 3

ISBN 978-1409845997



9 781409 845997